2.4G WIFI Antenna

MODEL: TH-245B

1.. GENERAL DESCRIPTION

Model No	P/N
TH-245B	TH245B-SMA(M) or RP-SMA(M)

Below is a table summarizing the antenna design specification.

1.1 Electrical Properties

Parameter	Description
Frequency Band	2.4~2.5 GHz
Nominal Impedance	50 ohm
Polarization	Vertical
Electrical Wave	1 /4 λ
Admitted Power radiation	1W
V.S.W.R	2.0:1 Max
Antenna Average Gain	5 dB
Note: Gain includes the cable loss	

1.2 Mechanical Properties

Parameter	Description
Antenna Type	External Antenna
Material	ASA778T UV
Touch Type	Screw Type

Connector Type	SMA(M) OR RP-SMA(M)
Antenna Dimensions	OD9.3 x 127mm±2
Antenna Color	Black
Operating Temperature Range	-40˚C~+80˚C
Storage Temperature Range	-40˚C~+80˚C
Waterproof	IPX7

NO.	NAME	Q, TY
01	ASA-UV Tube	01
02	SMA(M) or RP-SMA(M)	01



Third angle projection	CUSTOMER' S	MODEL	PARTS NUMBER	FREQUENCY	UNIT	SCALE	DATE	VERSION
		TH245B		2.4~2.5Ghz	M/M		20160816	1
	TOLERANCE	X. XX±0. 15	NAME	PARTS NUMBER	APPROVED	CHECKED	DRAWING	DESIGNED
	SURFACE ROUGHNESS	S	APPEARANCE					

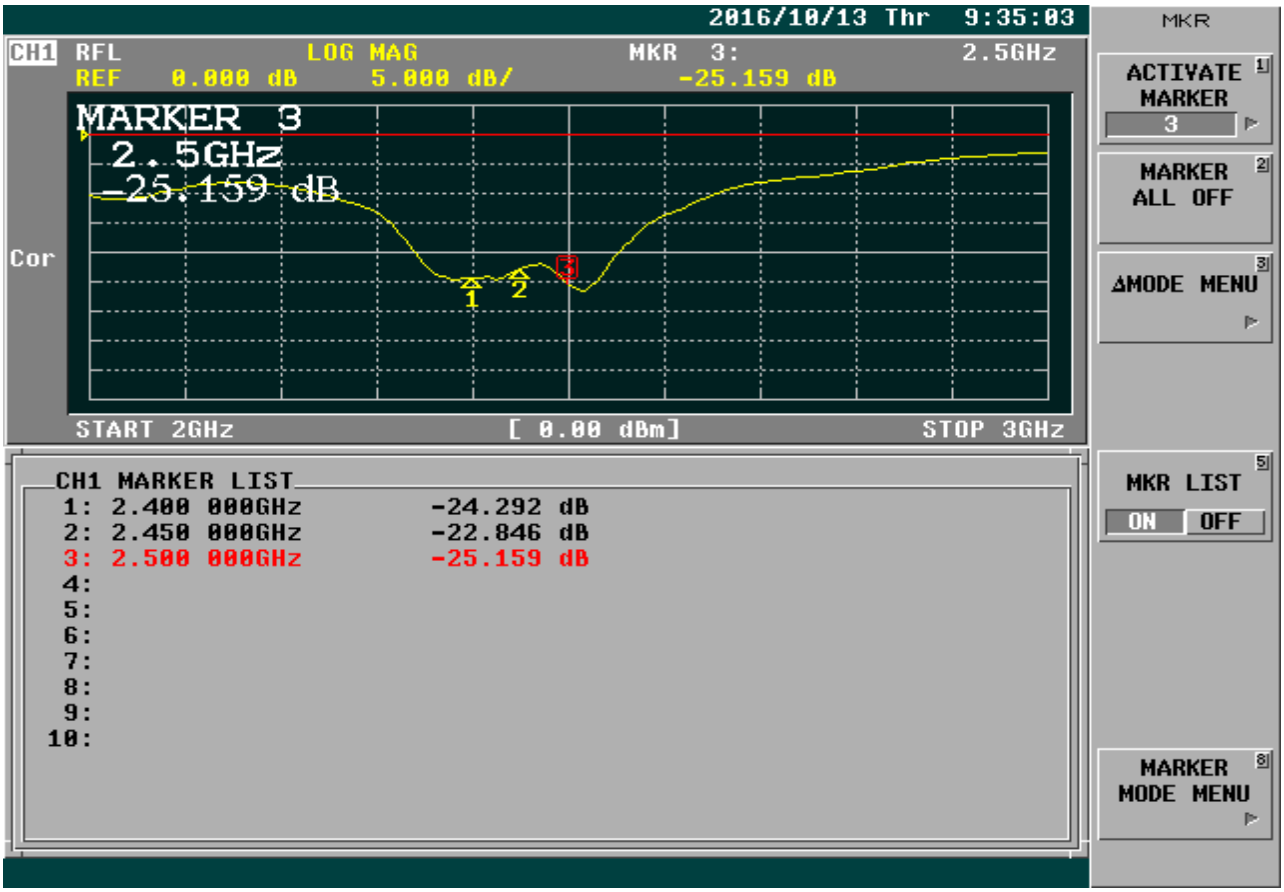
2016/10/13 Thr 9:35:03
CH1 RFL LOG MAG MKR 3: 2.5GHz
REF 0.000 dB 5.000 dB/ -25.159 dB
MARKER 3
2.5GHz
-25.159 dB
Cor
START 2GHz [0.00 dBm] STOP 3GHz
CH1 MARKER LIST
1: 2.400 000GHz -24.292 dB
2: 2.450 000GHz -22.846 dB
3: 2.500 000GHz -25.159 dB
4:
5:
6:
7:
8:
9:
10:
MKR
ACTIVATE MARKER 3
MARKER ALL OFF
ΔMODE MENU
MKR LIST
ON OFF
MARKER MODE MENU

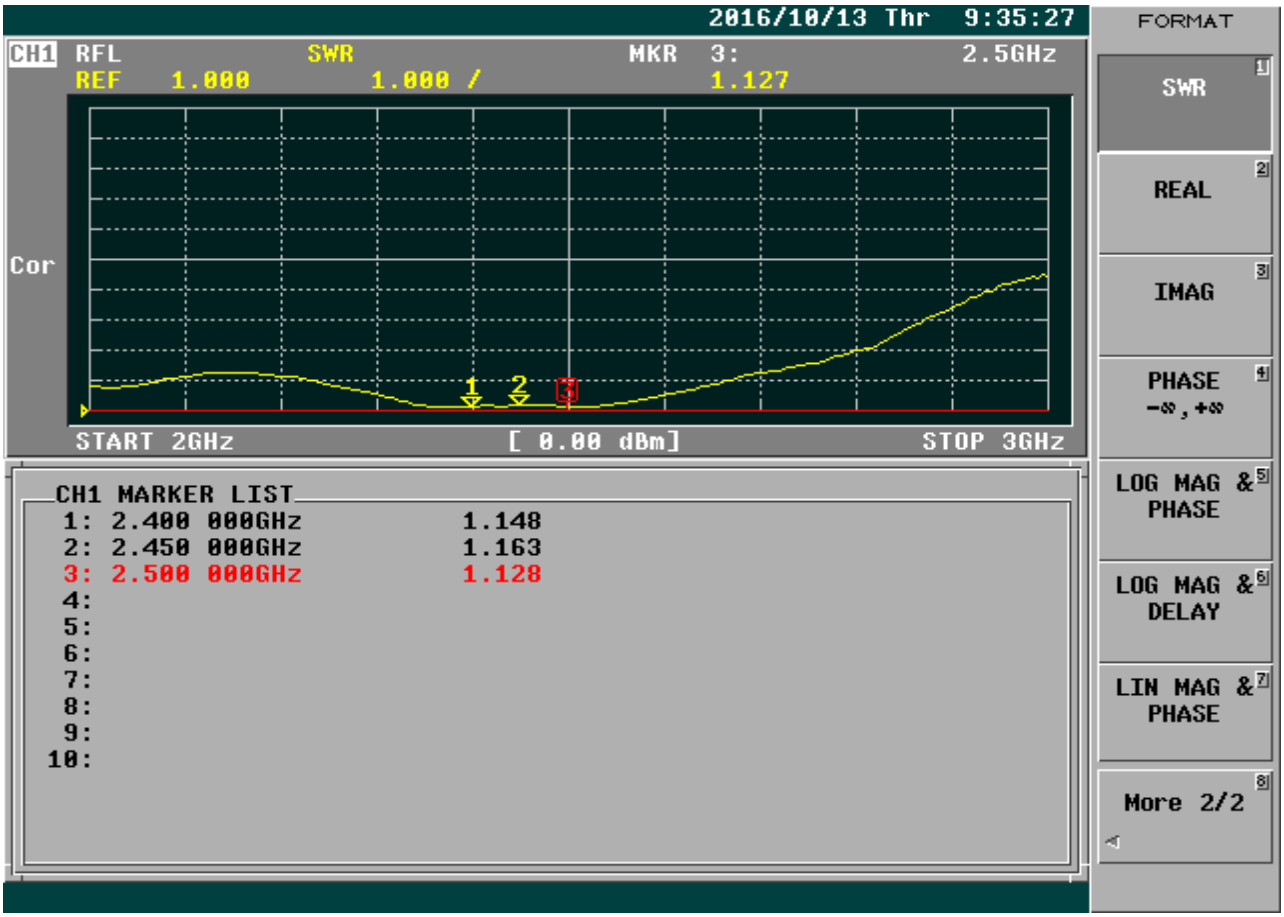
2016/10/13 Thr 9:35:27
CH1 RFL SWR MKR 3: 2.5GHz
REF 1.000 1.000 / 1.127
Cor
START 2GHz [0.00 dBm] STOP 3GHz
CH1 MARKER LIST
1: 2.400 000GHz 1.148
2: 2.450 000GHz 1.163
3: 2.500 000GHz 1.128
4:
5:
6:
7:
8:
9:
10:
FORMAT
SWR
REAL
IMAG
PHASE -∞ , +∞
LOG MAG & PHASE
LOG MAG & DELAY
LIN MAG & PHASE
More 2/2

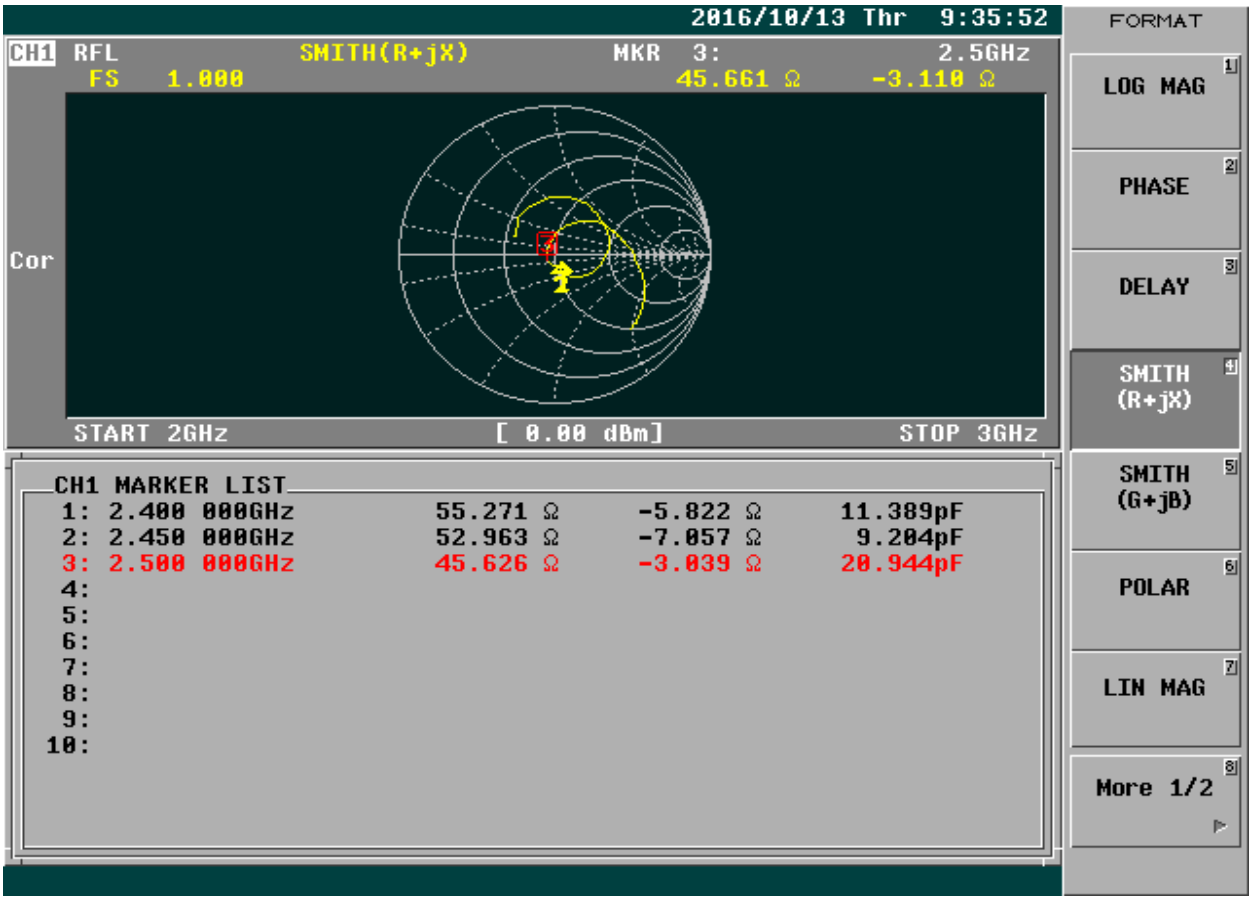
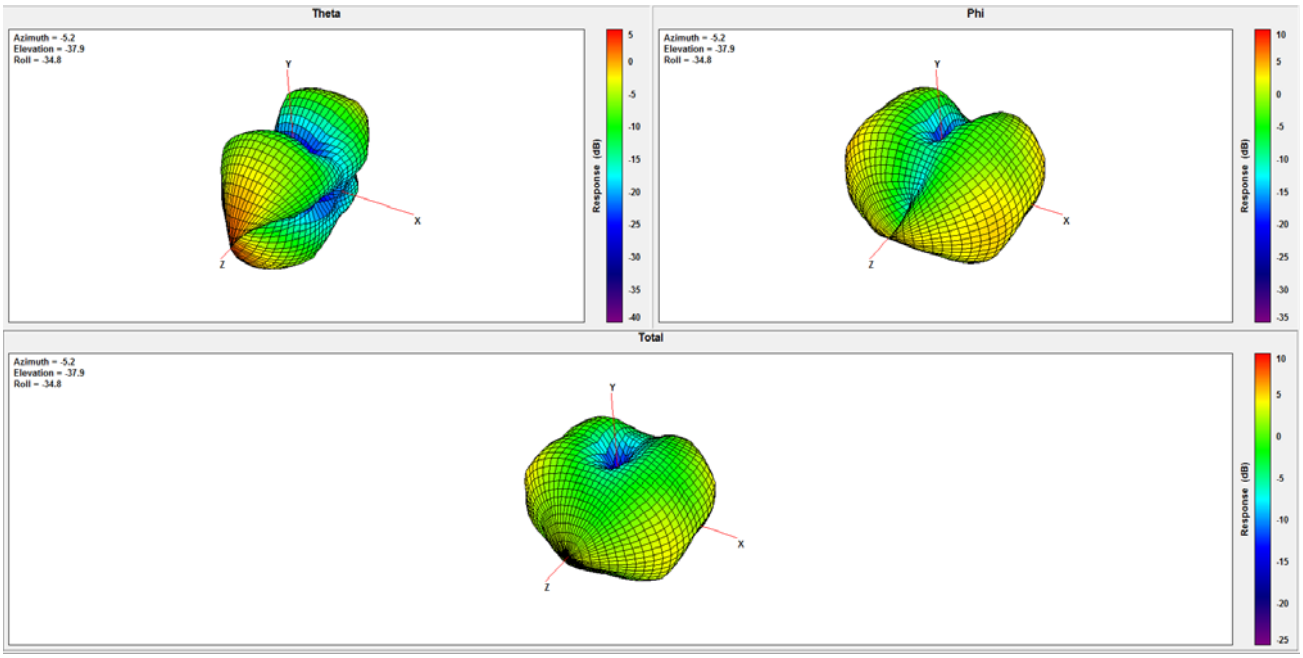
Frequency (MHz)	2400	2450	2500
Peak EIRP (dBi)	5.078	5.274	4.966
Directivity (dBi)	5.377	5.337	5.161
Efficiency (dB)	-0.299	-0.062	-0.195
Efficiency (%)	93.34	98.56	95.59