

# Marine High Gain GPS/UHF Antenna

## MODEL: GUA-620P

### FOR Marine UHF Radio & GPS/GLONASS NAVIGATION SYSTEM



#### GPS antenna Specifications: GA62P

Specifications	
<b>Antenna Element</b>	
Center Frequency	1575.42 MHz +/-1.023 MHz
Polarization	R.H.C.P. (Right Handed Circular Polarization)
Absolute Gain @ Zenith	+5 dBi typical Based on 70×70mm ground plane
Gain @ 10° Elevation	-1 dBi typical
Axial Ratio	3 dB max.
Output VSWR	1.5:1 Typ.
Output Impedance	50 ohm
<b>Low Noise Amplifier</b>	
Center Frequency	1575.42 MHz +/- 1.023 MHz
Power Gain	38db(3V) / 45db(5V) (Without cable +25°C±10°C)
Bandwidth	10 MHz min.
Noise Figure	1.6 Typ.
Outer Band Attenuation	20 dB min. @ Fo +/-50 MHz
Supply Voltages	3.0~5.0V DC
Current Consumption	21mA@ 3.0V DC,25mA@ 5.0V DC
VSWR	1.5 max.
Output Impedance	50 ohm
<b>Overall Performance: (antenna element, LNA &amp; coax cable)</b>	
Center Frequency	1575.42 MHz
Gain	38db(3V) / 45db(5V) (Without cable +25°C±10°C)
Noise Figure	2.0 max.
Bandwidth	10 MHz min.
Axial Ratio	3 dB max.
VSWR	1.5 max.
Output Impedance	50 ohm
<b>Environmental Conditions</b>	
Operating Temperature	-30°C to +80°C
Storage Temperature	-40°C to +100°C
Relative Humidity	40% to 95% non-condensing
Water Resistance	100% waterproof

Physical Constructions	
Dimensions	Antenna : 60mm(Dia.) × 18.5mm(H)
Weight	65 grams (without cable)
Standard Mounting	Bulkhead mount with 0.8 inch threaded wing nut (standard accessory).
Cable & Connector	
RF Connector	SMA(F) or TNC(F)
Cable Pulling strength	6 Kg @ 5sec. molded plastic on connector end for strain relief.

## OUTSIDE UHF BASE ANTENNA

### MODEL: MUA-100A



### SPECIFICATION

#### 一. ELECTRONICAL:

1. ANTENNA TYPE 天線型式: Base Antenna
2. FREQUENCY 頻率: 380~512MHz
3. IMPEDANCE 阻抗: 50 Ohm
4. POLARISATION 極: Verticle
5. SWR: 2.0:1
6. MAX.POWER 最大功率: 50W

#### 二. MECHANICAL:

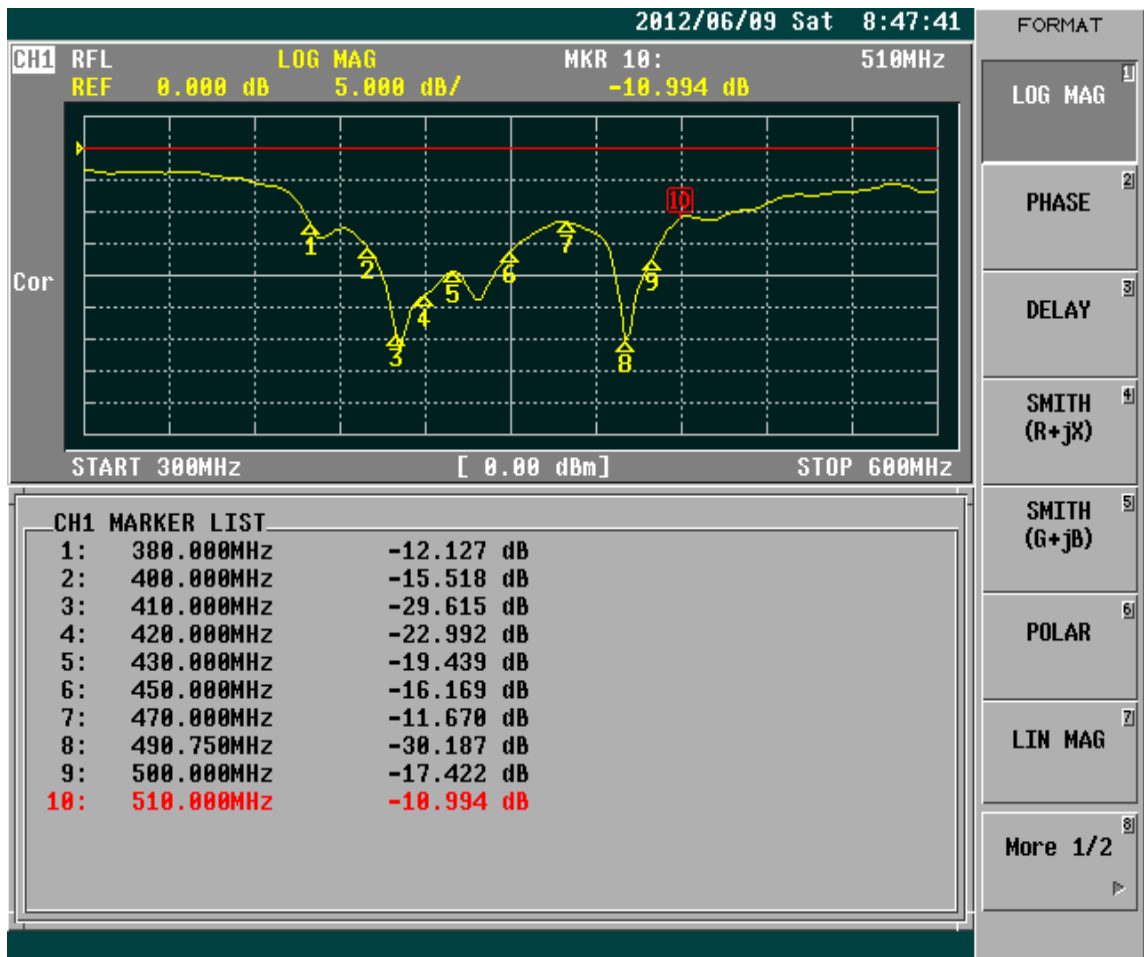
1. MATERIALS 材質: Fiber
2. COLOR 顏色: White
3. TOTAL HEIGHT 總長度: 910m/m ±10
4. WEIGHT 重量: 1050g

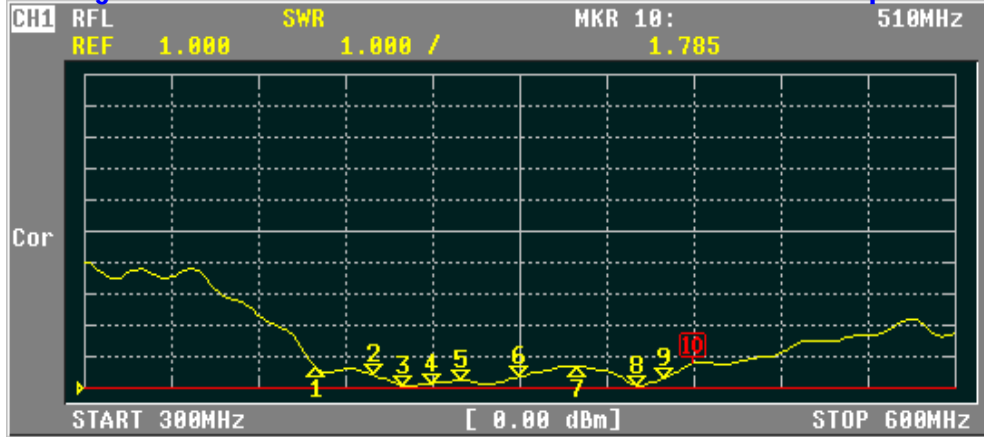
1. APPEARANCE:

NO.	NAME	Q. TY
01	Body	01
02	Cap	01
03	Stay ring(Stainless steel)	01
04	Round iron washer(Stainless steel)	01
05	Hexagonal nut(Stainless steel)	01
06	Clip retaining	02
07	U-Circlip(Stainless steel)	02
08	Hexagonal nut(Stainless steel)	02
09	Round iron washer(Stainless steel)	04
10	Hexagonal nut(Stainless steel)	04
11	Hexagonal plate hand	01
12	N (Female)	01

註:VSWR 1:2.0

 Third angle projection	CUSTOMER'S	MODEL	PARTS NUMBER	FREQUENCY	UNIT	SCALE	DATE	VERSION
				380-512Mhz	M/M		20111118	1
	TOLERANCE	X. XX±0.15	NAME	PARTS NUMBER	APPROVED	CHECKED	DRAWING	DESIGNED
	SURFACE ROUGHNESS	S ▽▽	APPEARANCE					

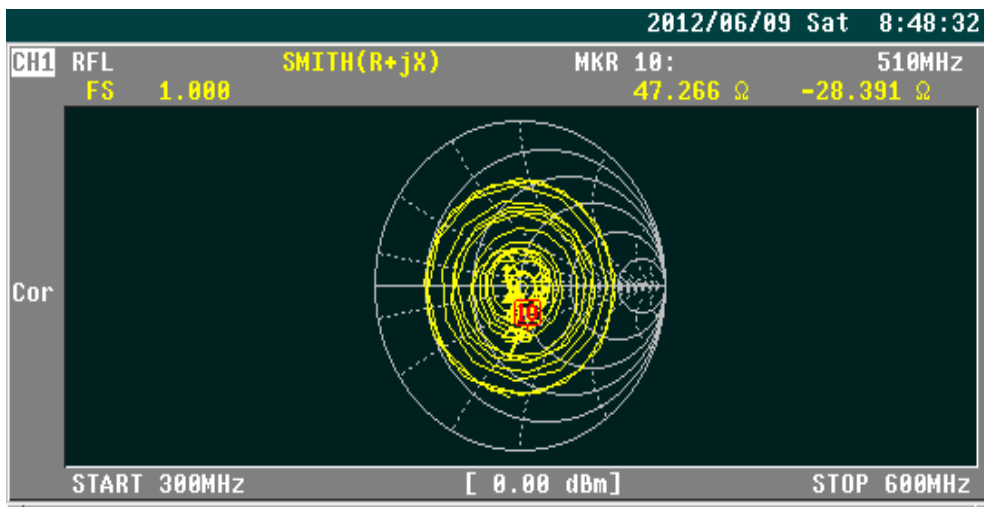




CH1 MARKER LIST

1:	380.000MHz	1.661
2:	400.000MHz	1.402
3:	410.000MHz	1.070
4:	420.000MHz	1.150
5:	430.000MHz	1.240
6:	450.000MHz	1.365
7:	470.000MHz	1.706
8:	490.750MHz	1.065
9:	500.000MHz	1.312
10:	510.000MHz	1.786

- 1 SWR
- 2 REAL
- 3 IMAG
- 4 PHASE -∞, +∞
- 5 LOG MAG & PHASE
- 6 LOG MAG & DELAY
- 7 LIN MAG & PHASE
- 8 More 2/2



CH1 MARKER LIST

1:	380.000MHz	37.554 Ω	17.148 Ω	7.182nH
2:	400.000MHz	65.350 Ω	10.867 Ω	4.324nH
3:	410.000MHz	47.163 Ω	644.709mΩ	250.265pH
4:	420.000MHz	44.312 Ω	-3.417 Ω	110.883pF
5:	430.000MHz	60.618 Ω	-4.463 Ω	82.928pF
6:	450.000MHz	51.238 Ω	-15.793 Ω	22.393pF
7:	470.000MHz	38.883 Ω	-20.097 Ω	16.849pF
8:	490.750MHz	48.150 Ω	-2.425 Ω	133.716pF
9:	500.000MHz	44.351 Ω	10.928 Ω	3.478nH
10:	510.000MHz	47.268 Ω	-28.433 Ω	10.975pF

- 1 LOG MAG
- 2 PHASE
- 3 DELAY
- 4 SMITH (R+jX)
- 5 SMITH (G+jB)
- 6 POLAR
- 7 LIN MAG
- 8 More 1/2

