

Marine GPS Antenna

MODEL: MA-700PL

High Gain gps antenna 38 ~ 45db



GPS Antenna : 90.8mm(Dia) × 109mm(H)

MA700PL is designed for the Marine Vessels mast or tall buildings that require long extra cables without signal constraint to the GPS receivers. **MA700PL** is not only hidden in a durable and waterproof cover, but also cable is protected by a base which can prevent damage. The special design for **MA700PL** is really delicate, compact and reliable. Besides that have concinnity and compacted design for base. It is the integration of the high performance GPS patch antenna and a low noise amplifier into an extremely fully waterproof enclosure and when connected to a GPS receiver with 3.0~5VDC antenna power, it can provide excellent antenna signal amplification and out-band filtering with rejection for that receiver at 3V~5 DC input Voltage.

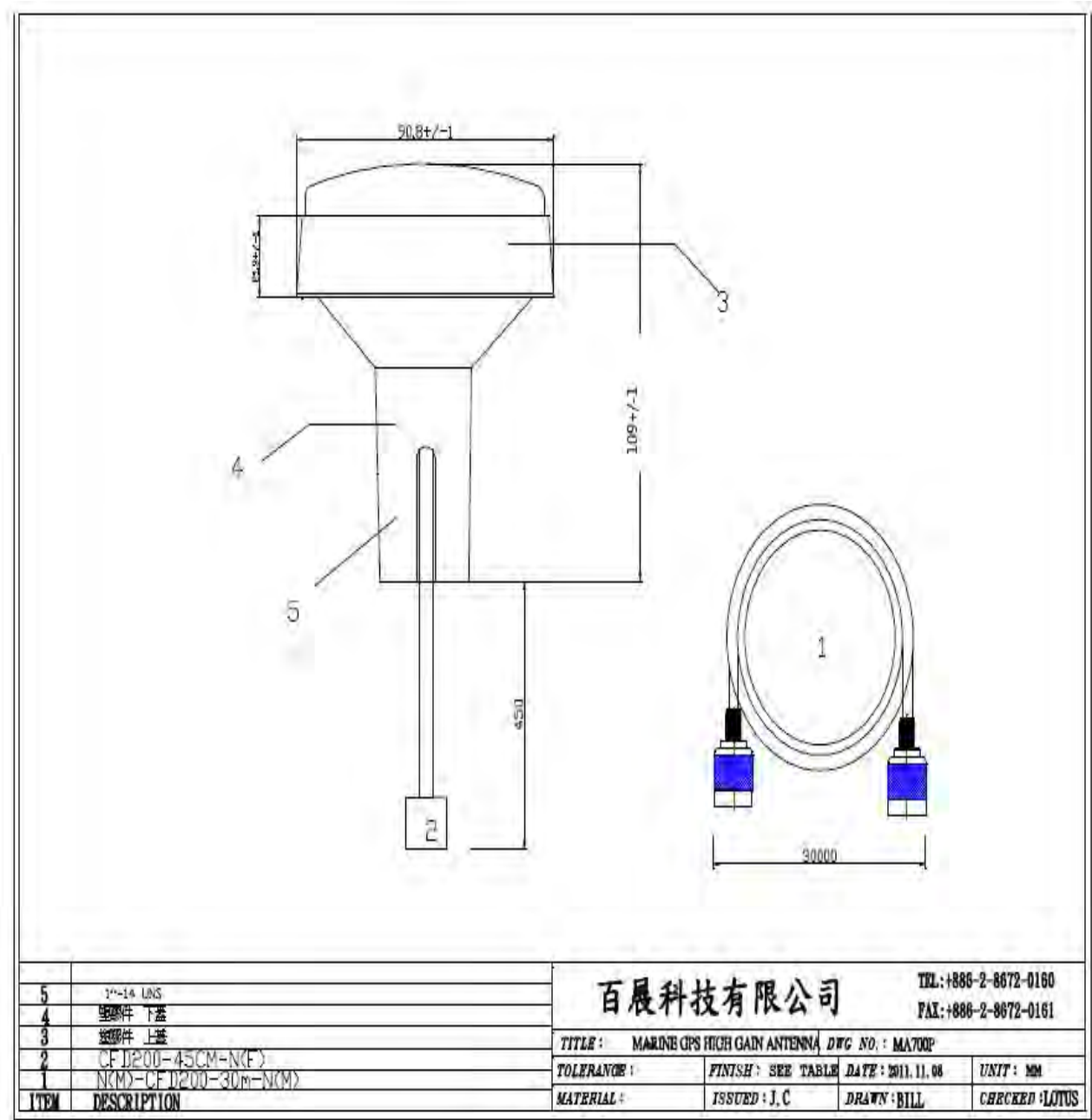
Specifications	
Antenna Element	
Center Frequency	1575.42 MHz +/-1.023 MHz
Polarization	R.H.C.P. (Right Handed Circular Polarization)
Absolute Gain @ Zenith	+5 dBi typical Based on 70×70mm ground plane
Gain @ 10° Elevation	-1 dBi typical
Axial Ratio	3 dB max.
Output VSWR	1.5:1 Typ.
Output Impedance	50 ohm
Low Noise Amplifier	
Center Frequency	1575.42 MHz +/- 1.023 MHz
Power Gain	38db(3V) / 45db(5V) (Without cable +25°C±10°C)
Bandwidth	10 MHz min.
Noise Figure	1.6 Typ.
Outer Band Attenuation	20 dB min. @ Fo +/-50 MHz

Supply Voltages	3.0~5.0V DC
Current Consumption	21mA@ 3.0V DC,25mA@ 5.0V DC
VSWR	1.5 max.
Output Impedance	50 ohm
Overall Performance: (antenna element, LNA & coax cable)	
Center Frequency	1575.42 MHz
Gain	38db(3V) / 45db(5V) (Without cable +25°C±10°C)
Noise Figure	2.0 max.
Bandwidth	10 MHz min.
Axial Ratio	3 dB max.
VSWR	1.5 max.
Output Impedance	50 ohm
Environmental Conditions	
Operating Temperature	-30°C to +80°C
Storage Temperature	-40°C to +100°C
Relative Humidity	40% to 95% non-condensing
Water Resistance	100% waterproof
Physical Constructions	
Dimensions	Antenna : 90.8mm(Dia.) × 109mm(H)
Weight	150 grams (without cable)
Base Mounting	FB3A SUS L-MOUNTING 1"-14 UNS
Cable & Connector	
RF	45CM-N(F)
Cable Pulling strength	12Kg for 5sec.
Connector available	N(F) (standard), SMA(F) / TNC(F) other types (optional)

* This specification is subject to change without prior notice

Data Updated: NOV 02, 2012





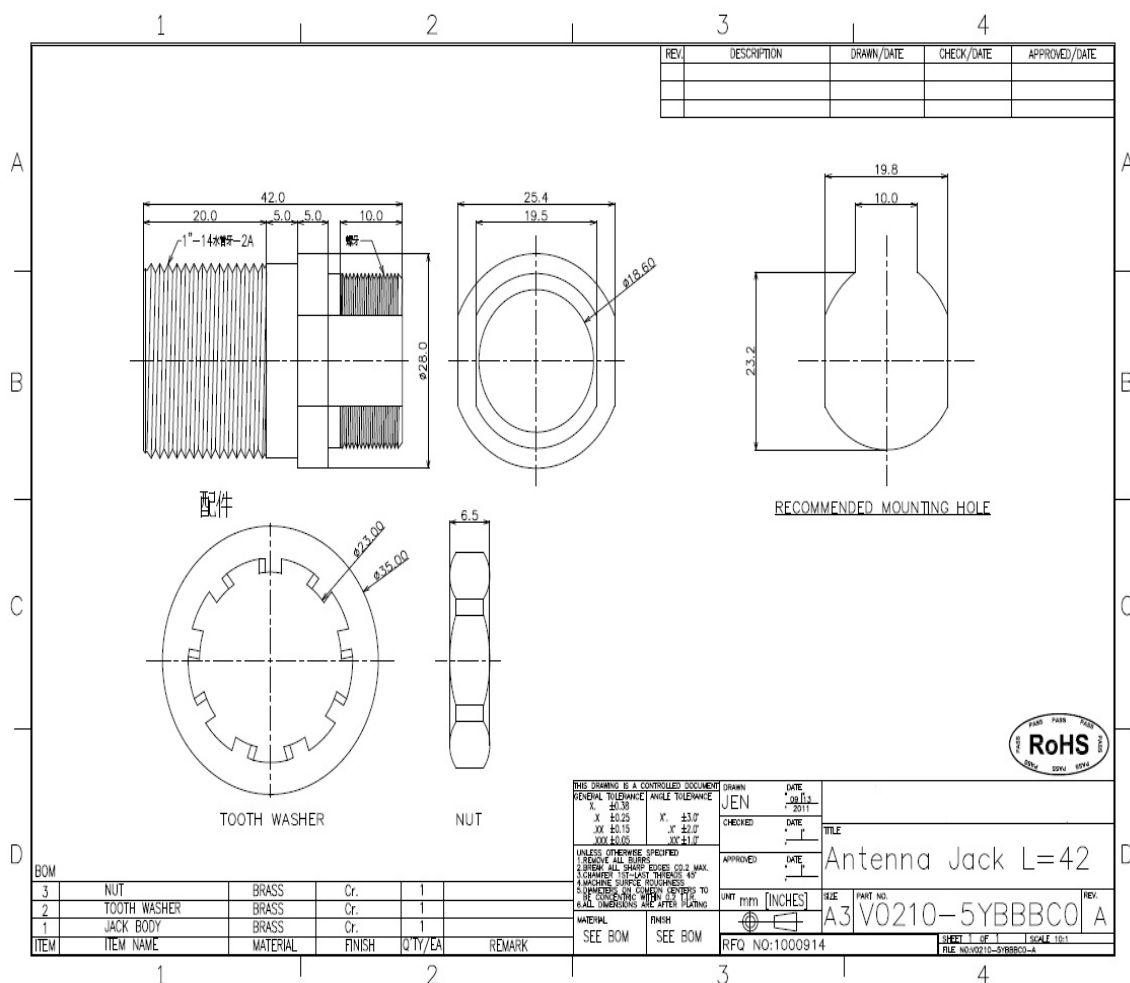
Marine Antenna Base mounting

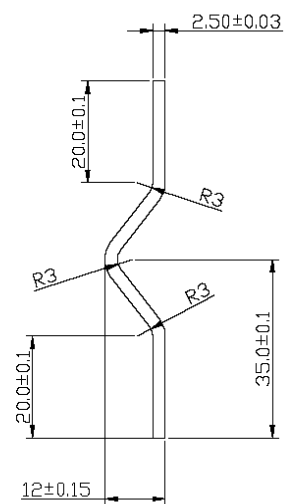
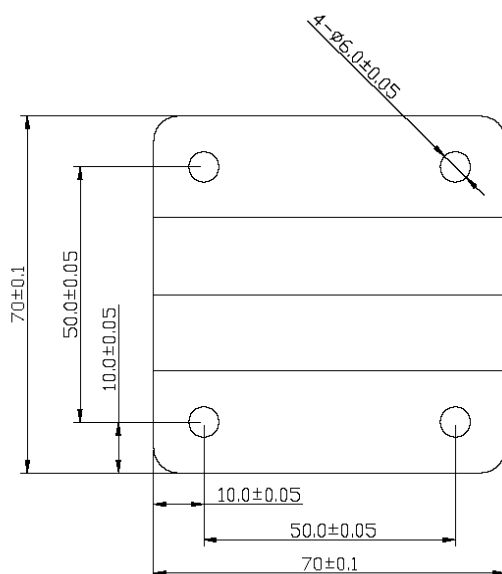
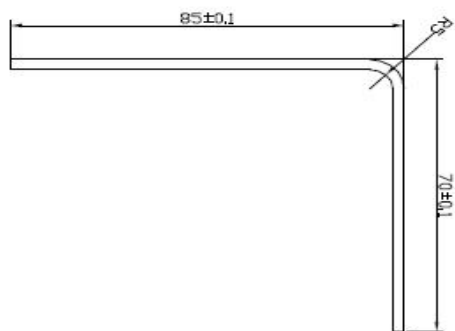
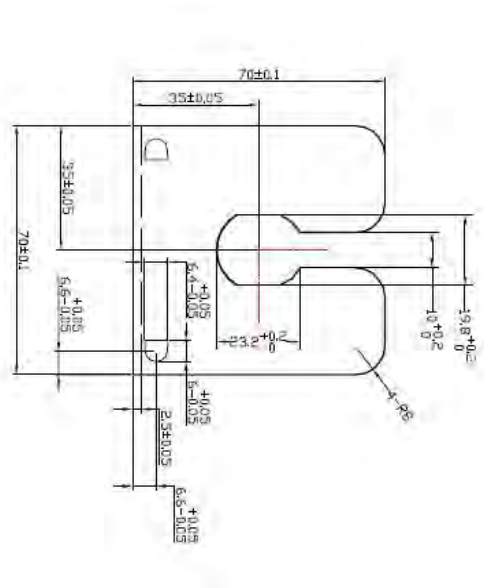
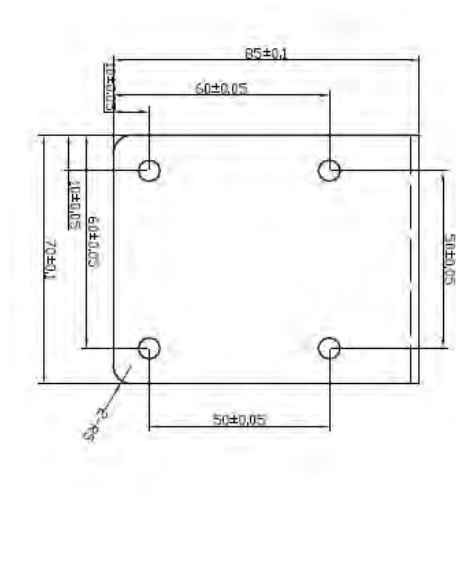
MODEL: FB-3A



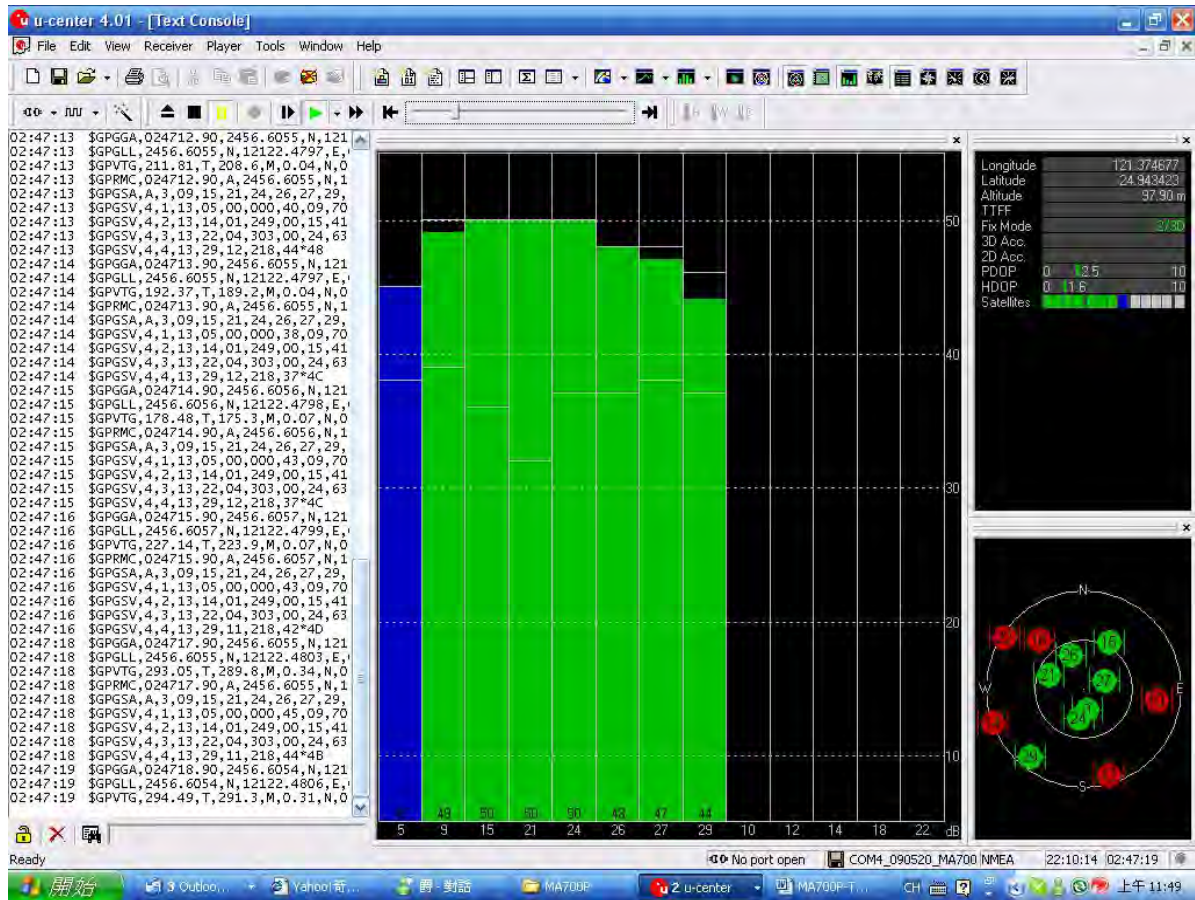
1"-14 UNS threaded mast SUS304/C3604

Locks on the truck rear-view mirror or on iron stand or flagpole





MA700P(38db/3V) -30M CFD200 Cable TEST



MA700P(38db/3V)-80M CFD200 Cable TEST

