

Directional Panel Antenna

for 2.4~2.5GHz

Version 1

TP-2409

Electrical Specification:

Frequency	2.4~2.5GHz
Part Number	TP-2409
Polarization	CP
V.S.W.R.	1 : 1.5 Max
Impedance	50 OHMS $\pm 5 \Omega$
Gain	9 dBi
Power handling	20W
Front to back ratio	20dB
HPBW / horizontal	70°
HPBW / vertical	70°
Rated Wind	3.0 lbs. (1.4 kg)
Operating Temperature	-20°C~60°C

MECHANICAL SPECIFICATION

Connector Type	SMA - F or SMA-M or RPSMA
Length	φ 130*50mm
Weight	230g
Radome color	Gray-white
Radome material	PC and ABS

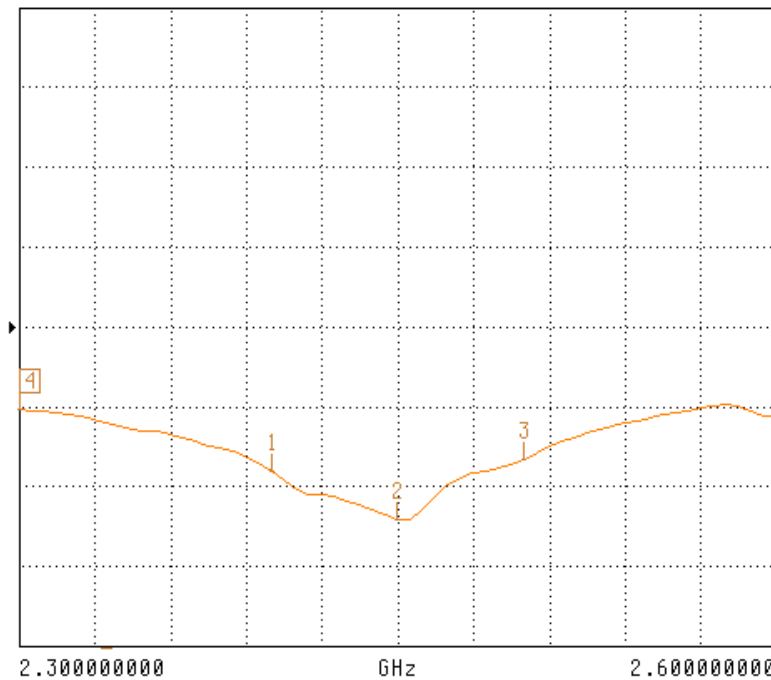
Directional Panel Antenna

for 2.4~2.5GHz

Version 1

S11 FORWARD REFLECTION

LOG MAGNITUDE ▶REF=0.000 dB 10.000 dB/DIV



CH 1 - S11
REFERENCE PLANE
0.0000 mm

MARKER 4
2.300000000 GHz
-10.331 dB

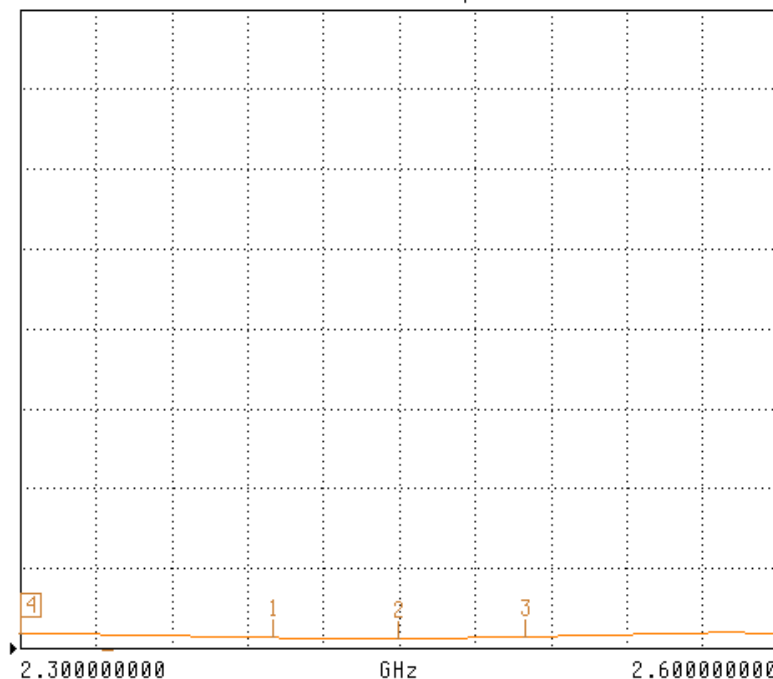
▶ MARKER TO MAX
MARKER TO MIN

- 1 2.400000000 GHz
-18.183 dB
- 2 2.450000000 GHz
-24.285 dB
- 3 2.500000000 GHz
-16.557 dB

MARKER READOUT
FUNCTIONS

S11 FORWARD REFLECTION

SWR ▶REF=0.000 pU 10.000 U/DIV



CH 1 - S11
REFERENCE PLANE
0.0000 mm

MARKER 4
2.300000000 GHz
1.879 U

▶ MARKER TO MAX
MARKER TO MIN

- 1 2.400000000 GHz
1.282 U
- 2 2.450000000 GHz
1.131 U
- 3 2.500000000 GHz
1.348 U

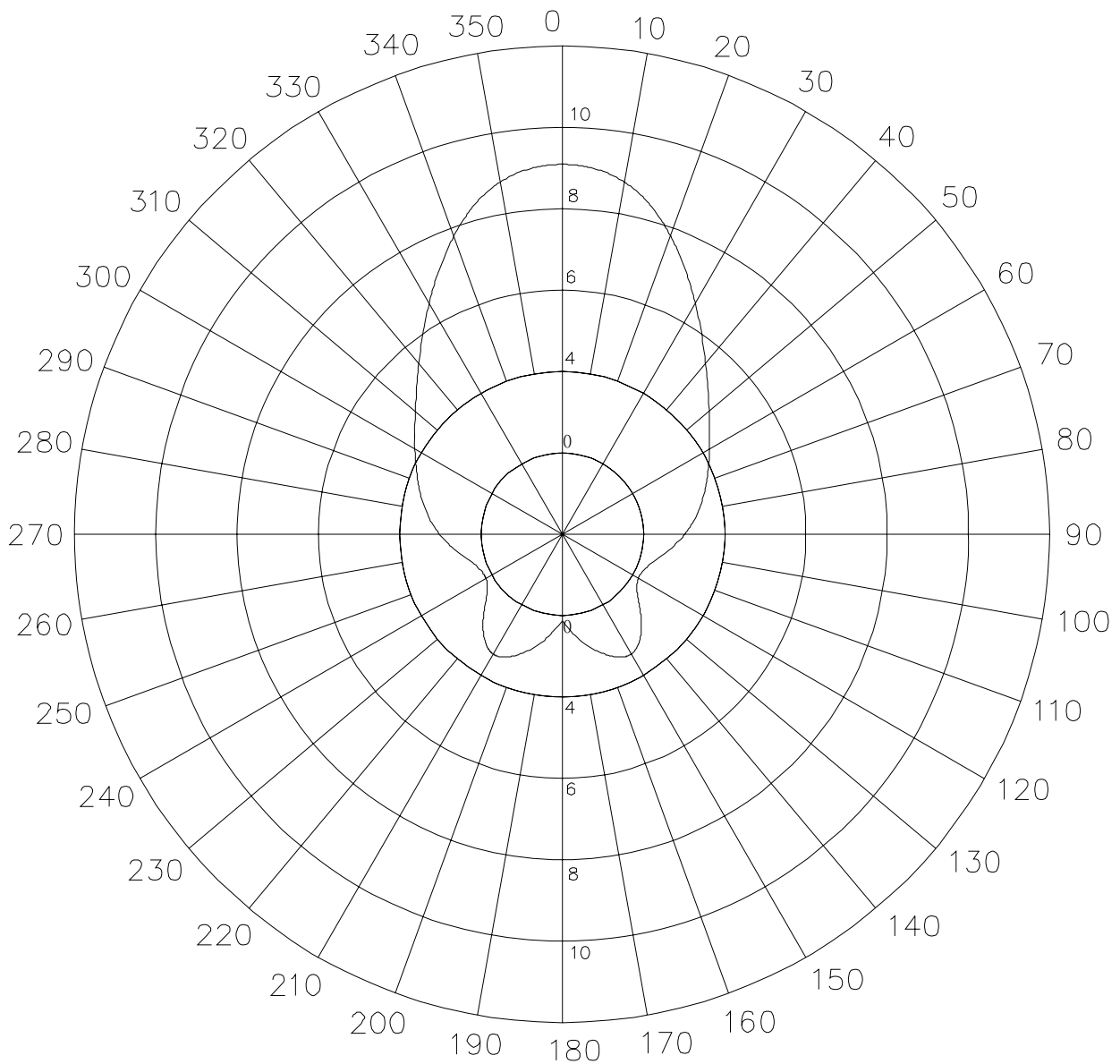
MARKER READOUT
FUNCTIONS

Directional Panel Antenna

for 2.4~2.5GHz

Version 1

H-PLANE FIELD PATTERNS

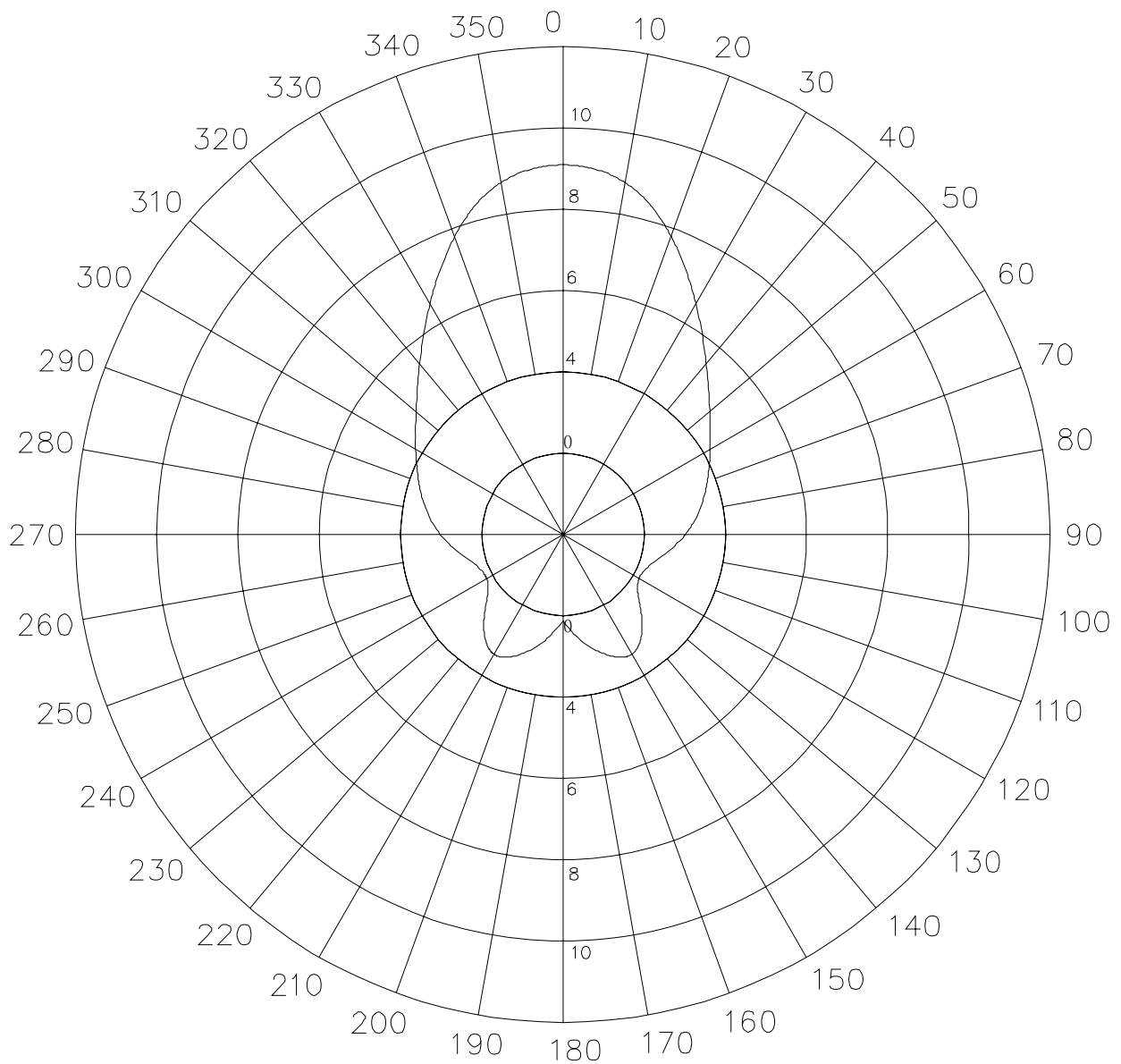


Directional Panel Antenna

for 2.4~2.5GHz

Version 1

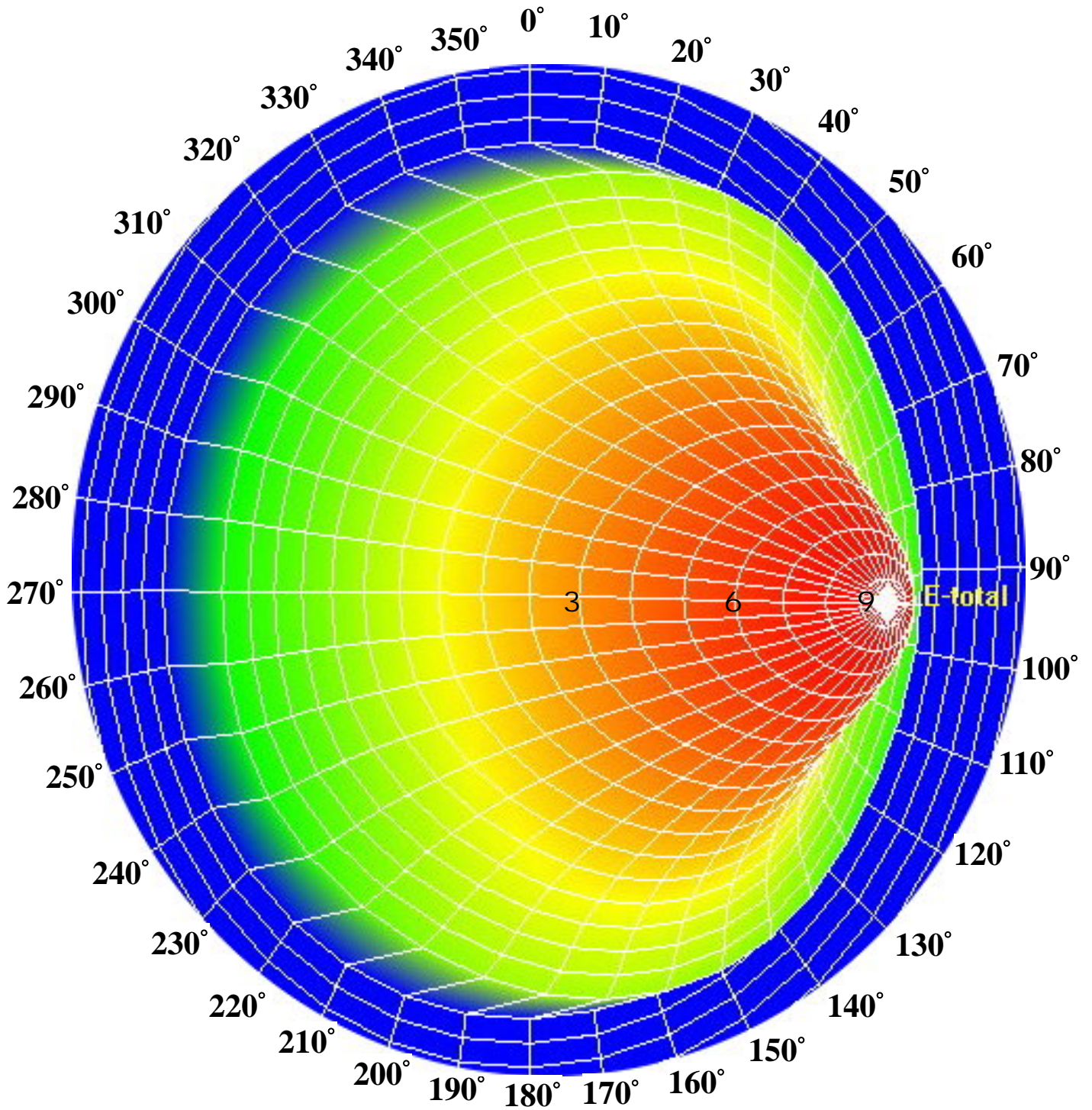
E-PLANE FIELD PATTERNS



Directional Panel Antenna

for 2.4~2.5GHz

Version 1



Directional Panel Antenna

for 2.4~2.5GHz

Version 1

