

Directional Grid Antenna

for 3.3~3.8GHz

Version 1

TP-3821

Electrical Specification:

Frequency	3.3~3.8GHz
Part Number	TP-3821
Polarization	Linear
V.S.W.R.	1 : 1.5 Max
Impedance	50 OHMS $\pm 5 \Omega$
Gain	21 dBi
Power handling	20W Max
Front to back ratio	35dB
HPBW / horizontal	10°
HPBW / vertical	13°
Rated Wind	3.0 lbs. (1.4 kg)
Operating Temperature	-20°C~60°C

MECHANICAL SPECIFICATION

Connector Type	N Type Female
Length	L600xH435
Weight	1.4Kg
Radome color	white
Radome material	ABS

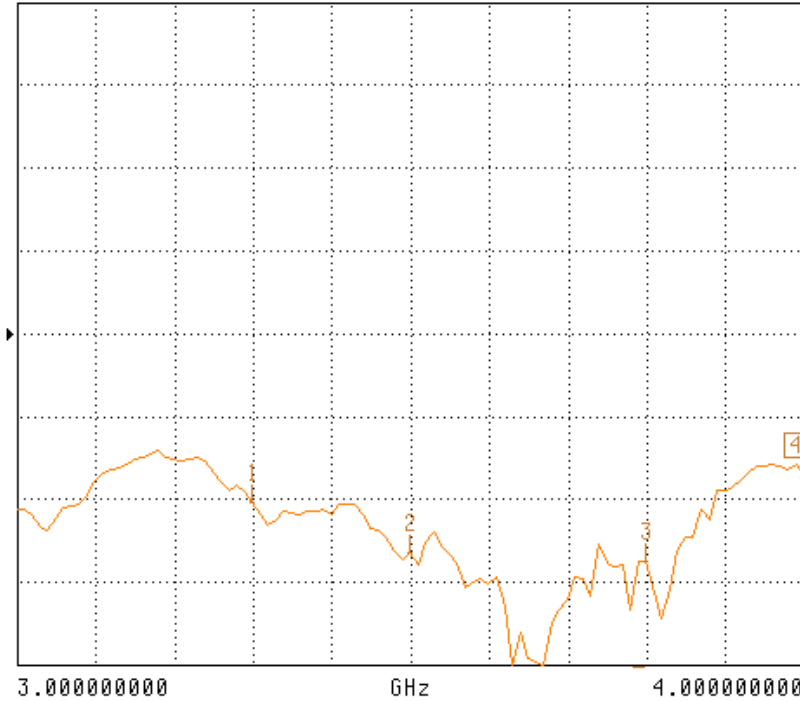
Directional Grid Antenna

for 3.3~3.8GHz

Version 1

S11 FORWARD REFLECTION

LOG MAGNITUDE REF=0.000 dB 10.000 dB/DIV



CH 1 - S11
REFERENCE PLANE
0.0000 mm

MARKER 4
4.000000000 GHz
-17.161 dB

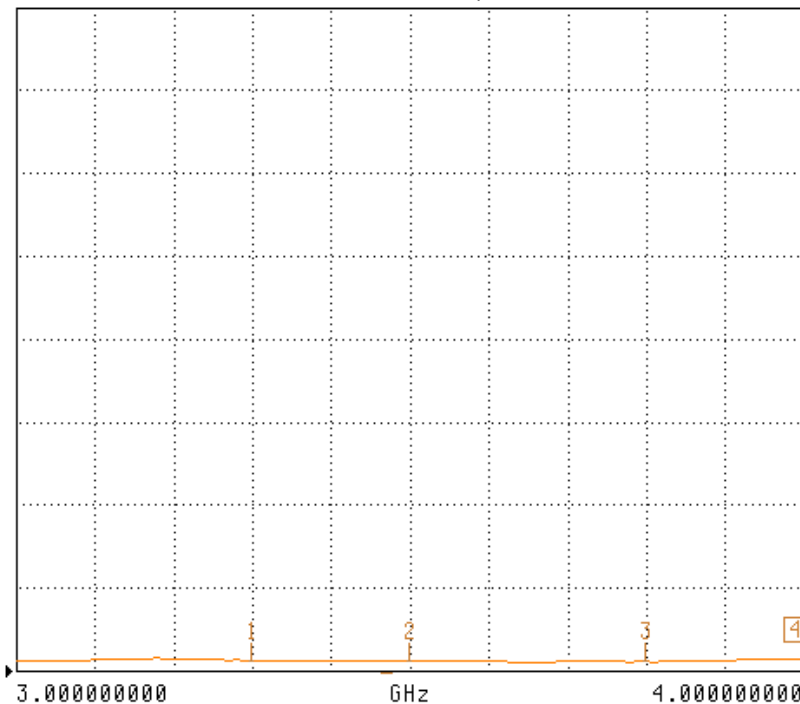
MARKER TO MAX
MARKER TO MIN

- 1 3.300000000 GHz
-20.508 dB
- 2 3.500000000 GHz
-26.527 dB
- 3 3.800000000 GHz
-27.466 dB

MARKER READOUT
FUNCTIONS

S11 FORWARD REFLECTION

SWR REF=0.000 pU 10.000 U/DIV



CH 1 - S11
REFERENCE PLANE
0.0000 mm

MARKER 4
4.000000000 GHz
1.325 U

MARKER TO MAX
MARKER TO MIN

- 1 3.300000000 GHz
1.220 U
- 2 3.500000000 GHz
1.085 U
- 3 3.800000000 GHz
1.075 U

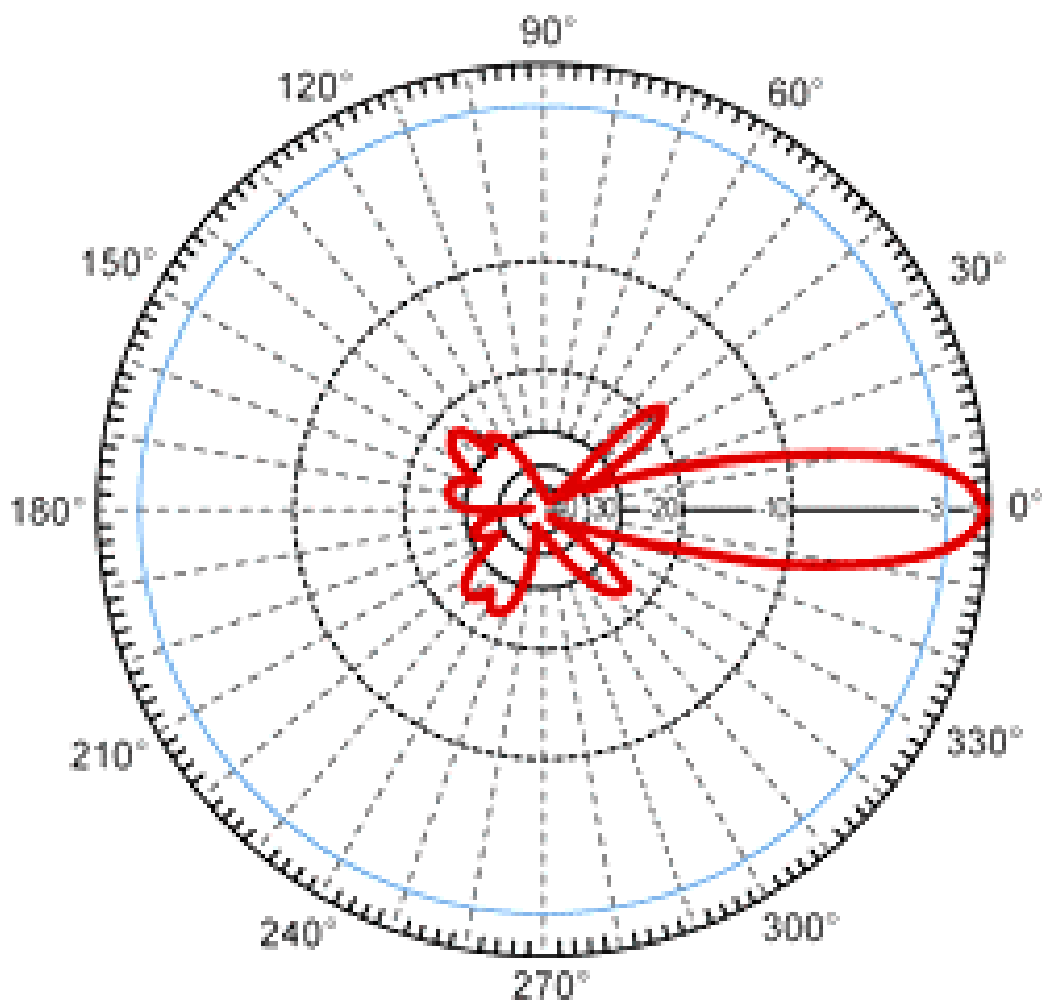
MARKER READOUT
FUNCTIONS

Directional Grid Antenna

for 3.3~3.8GHz

Version 1

H-PLANE FIELD PATTERNS

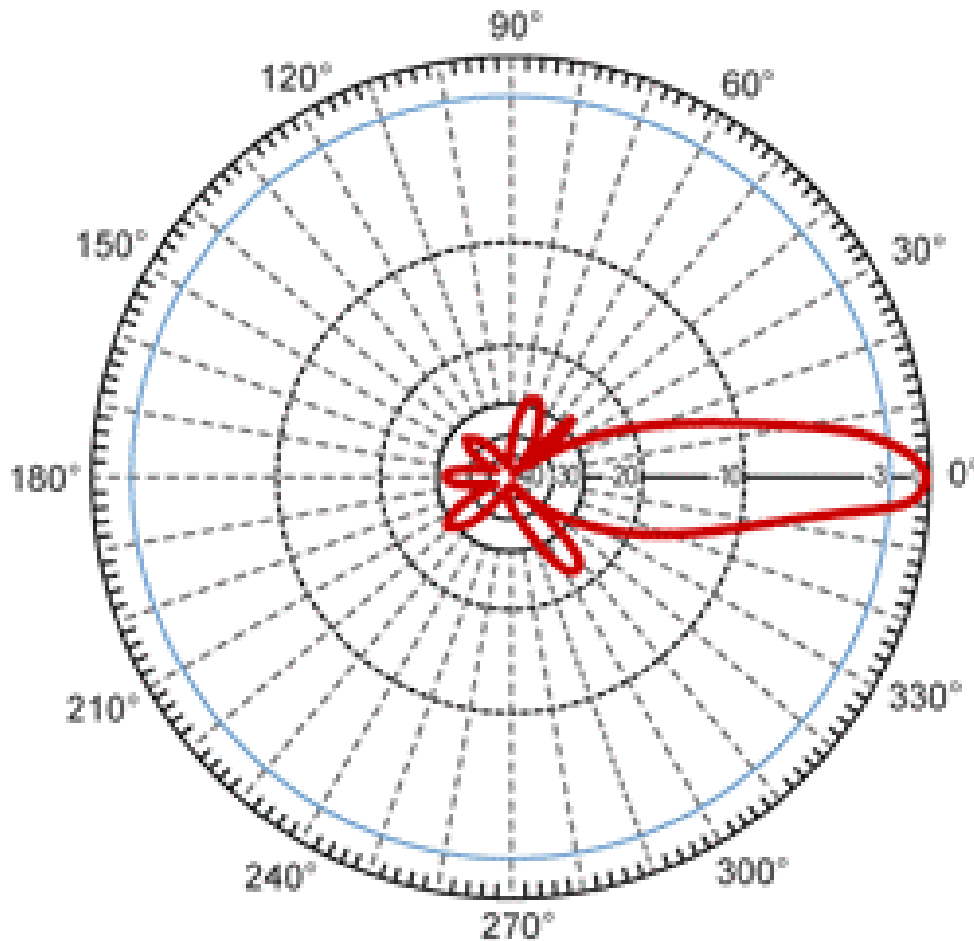


Directional Grid Antenna

for 3.3~3.8GHz

Version 1

E-PLANE FIELD PATTERNS



Directional Grid Antenna

for 3.3~3.8GHz

Version 1

